

Ducommun LaBarge Technologies Switch Matrices Questionnaire



SWITCH MATRICES OVERVIEW

Ducommun RF Products has been actively working with our individual customers to develop unique testing solutions with our Switch Matrices and coaxial switches. Ducommun RF Products has over twenty five years experience with the design and manufacturing of switch matrix systems. Combining together our technical knowledge of both coaxial switches and switching systems, we have been able to assist our customers with a variety of solution that fit their unique requirements.

SWITCH MATRICES SPECIFICATIONS

What mode of switching is preferred?

- Electro-Mechanical
- Solid State
- Either

Matrix Switch Construction

- Switches on Inputs & Outputs (Blocking)
- Power Dividers on Inputs & Switches on Outputs (Non-Blocking)
- Power Dividers on Inputs & Outputs w/1P1T Switches In Between (Super Non-Blocking Type #1)
- Power Dividers on Inputs & Outputs w/ Prog. Attenuators In Between (Super Non-Blocking Type #2)
- Other

Number of Inputs

Number of Outputs

Switching Speed

Type of RF Connectors

- Input Connector Type
- Output Connector Type

Frequency Range (specify MHz or GHz)

Input Power (specify Watts or dBm)

Remote Control Type (select all applicable)

- RS-232
- GPIB
- Ethernet
- USB
- Other (specify)

Front Panel Control

- Yes
- No

Package Type

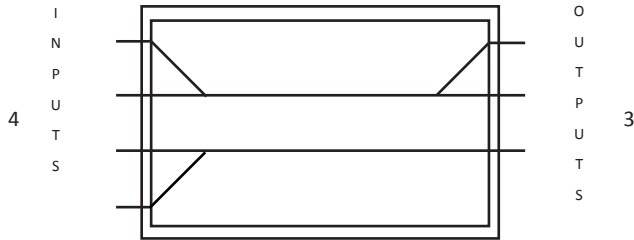
- 19" Rack
- Bench Mount
- Other

Front Panel Controls Required

- Yes
- No

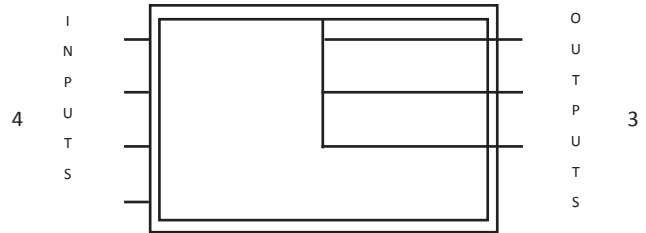
Additional Comments

BLOCKING MATRIX



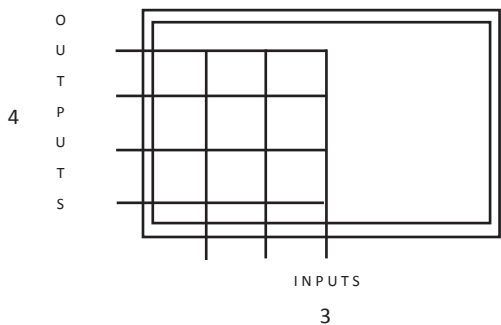
- Can connect any input to any output, but due to the limited internal lines (internal lines < Input/Output ports), a limited number of paths can be connected simultaneously. In this example only 2 Inputs at the time can be routed to Outputs.

NON BLOCKING FANOUT MATRIX



- Any Input can be connected to one or multiple Outputs simultaneously.

NON BLOCKING CROSS BAR



- Any Input can be connected to any Output at the time, but the number of paths can not exceed the lower number of inputs or outputs. (In this example only 3 paths at the time).
 (internal paths = lower number of Inputs or Outputs)

CONTACT INFORMATION

Name _____

Email Address _____

Office Phone _____ Mobile Phone _____

What is the best way to contact you? _____

Company _____

Division (if applicable) _____

Address _____ City _____

State _____ Zip Code _____

Country _____

How did you learn that Ducommun's designs and manufactures Switches and Switch Matrices? _____
