

FEATURES


- ❖ High output power
- ❖ Wide mechanical tuning range
- ❖ Bias tuning ability
- ❖ Excellent frequency stability
- ❖ Low AM and FM noise

APPLICATIONS

- ❖ Test benches
- ❖ Local oscillators
- ❖ Multiplier drivers
- ❖ Subsystems

DESCRIPTION

OGM series mechanically tuned Gunn oscillators combine proprietary circuit design capability and experience with either GaAs or InP Gunn diode to cover the frequency range of 18 to 150 GHz in nine waveguide bands. The oscillators are especially designed for high output power, wide mechanical tuning range, bias tuning ability and low AM/FM noise characteristics. The standard oscillators are equipped with a self-locking screw for system integration, while a micrometer driver can be provided instead of a self-locking screw to enhance convenient frequency tuning and reliable frequency resetting. The models with micrometer driver are ideally suited for bench test sources. The oscillators can be supplied with optional integrated isolator, voltage regulator and temperature heater. While waveguide is standard interface, the oscillators are available with coaxial interface as an option. The operating temperature range of the standard unit is 0 to +50°C.



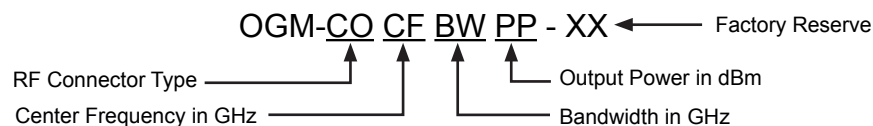
OGM Series

SPECIFICATIONS

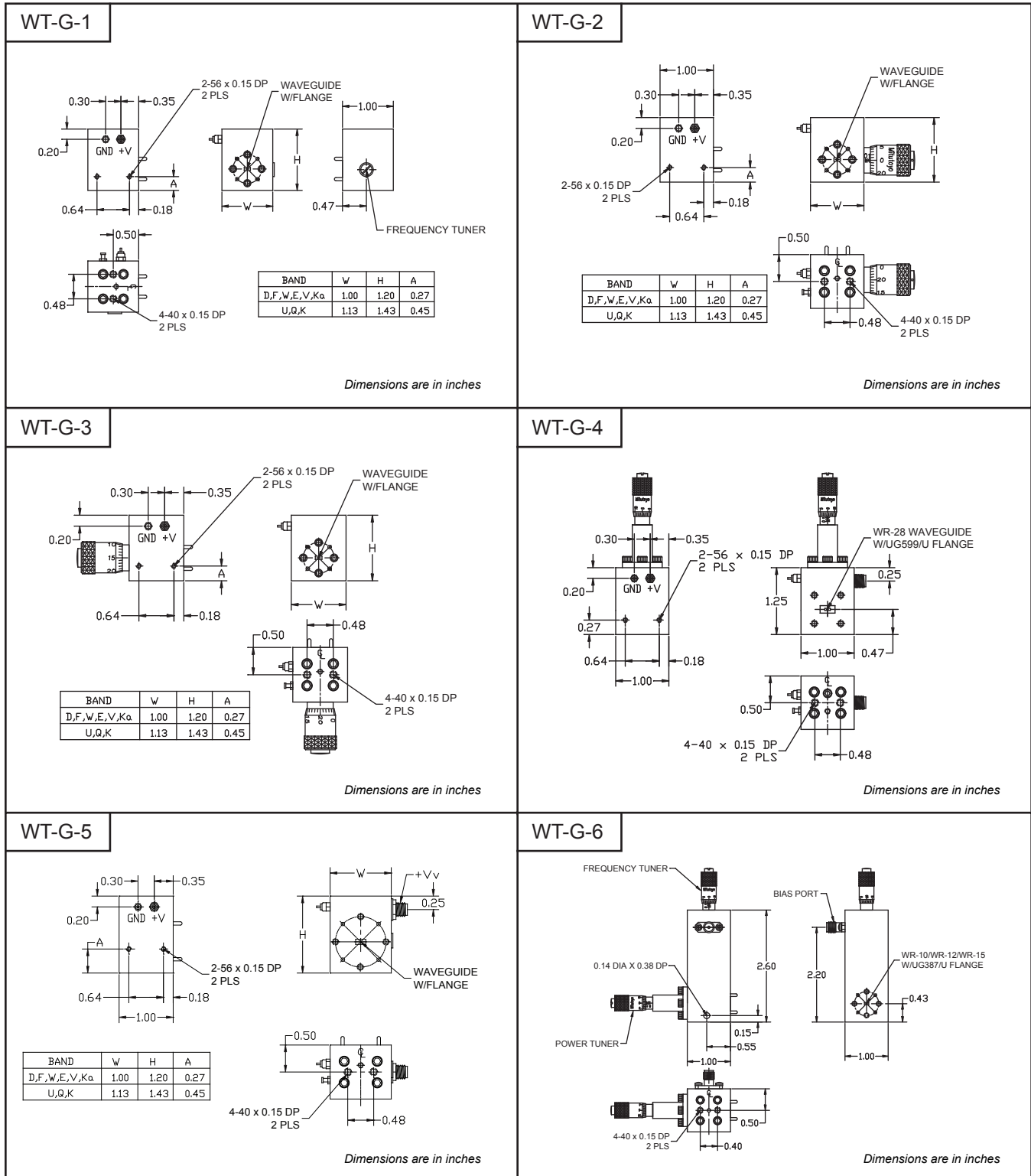
| Frequency Range (GHz) | Output Power (dBm) | Mechanical Tuning Range (GHz) | Bias Voltage Range (Volts) | Bias Current Range (A) | Waveguide size | Frequency Stability (MHz/°C) | Power Stability (dB/°C) | Outline Drawing |
|-----------------------|--------------------|-------------------------------|----------------------------|------------------------|----------------|------------------------------|-------------------------|-----------------|
| 18-26.5 | 10-27 | 0.05-6 | 4-12 | 0.2-2.5 | WR-42 | -2.0 | -0.02 | WT-G-1,2 |
| 26.5-40 | 10-26 | 0.05-10 | 4-12 | 0.3-2.5 | WR-28 | -2.5 | -0.02 | WT-G-1,2,4 |
| 33-50 | 10-25 | 0.05-10 | 4-11 | 0.3-2.0 | WR-22 | -3.0 | -0.03 | WT-G-1,2,3 |
| 40-60 | 10-24 | 0.05-12 | 3-10 | 0.3-2.0 | WR-19 | -4.0 | -0.03 | WT-G-1,2,3 |
| 50-75 | 10-23 | 0.05-20 | 3-10 | 0.3-1.5 | WR-15 | -4.5 | -0.03 | WT-G-1,2,3,6 |
| 60-90 | 10-20 | 0.05-20 | 3-10 | 0.25-1.5 | WR-12 | -5.0 | -0.03 | WT-G-1,2,3,6 |
| 75-110 | 10-19 | 0.05-20 | 4-10 | 0.25-1.5 | WR-10 | -6.0 | -0.03 | WT-G-1,2,3,6 |
| 90-140 | 10-15 | 0.05-20 | 4-10 | 0.25-1.5 | WR-8 | -7.0 | -0.04 | WT-G-1,2,3,6 |
| 110-150 | 5-13 | 0.05-4 | 4-10 | 0.25-1.5 | WR-6 | -8.0 | -0.04 | WT-G-1,2,3 |
| Temperature Range | | 0 to +50 °C | | | | | | |

HOW TO ORDER

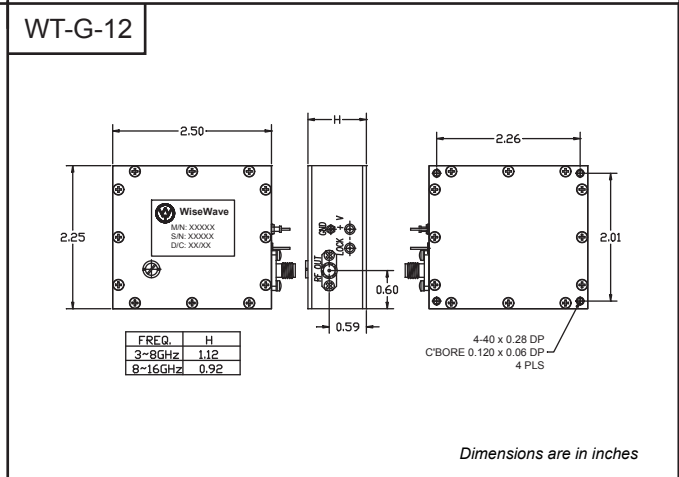
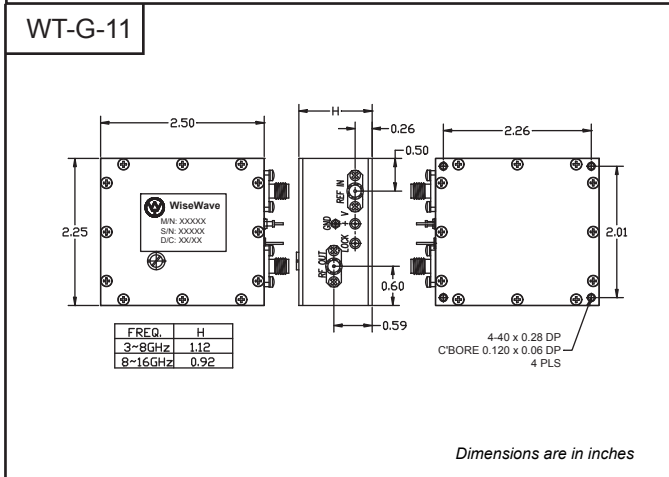
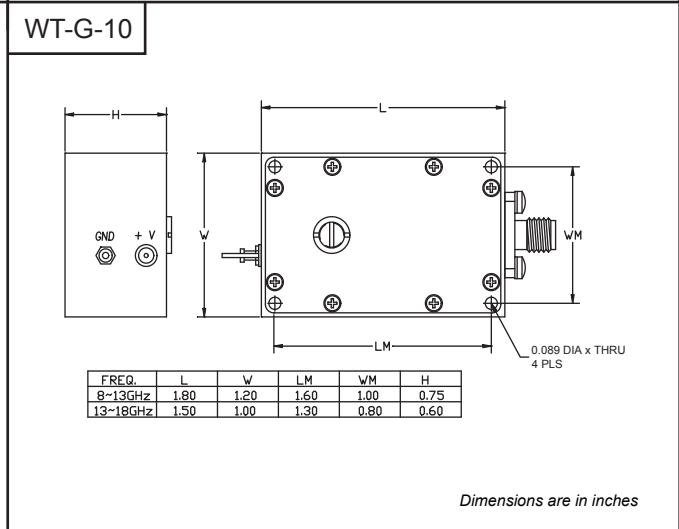
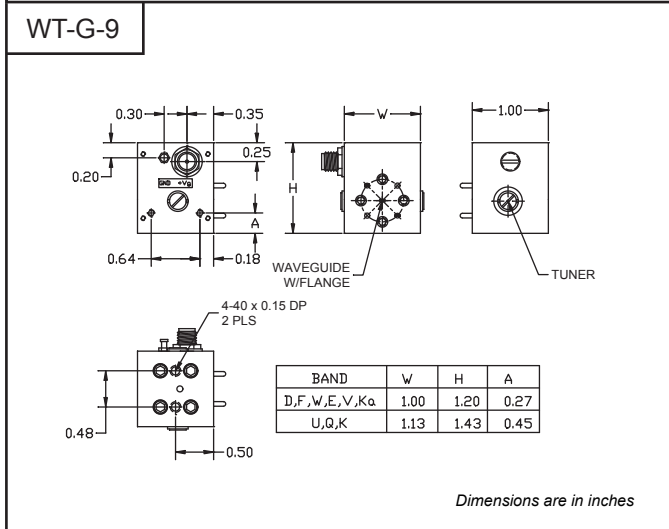
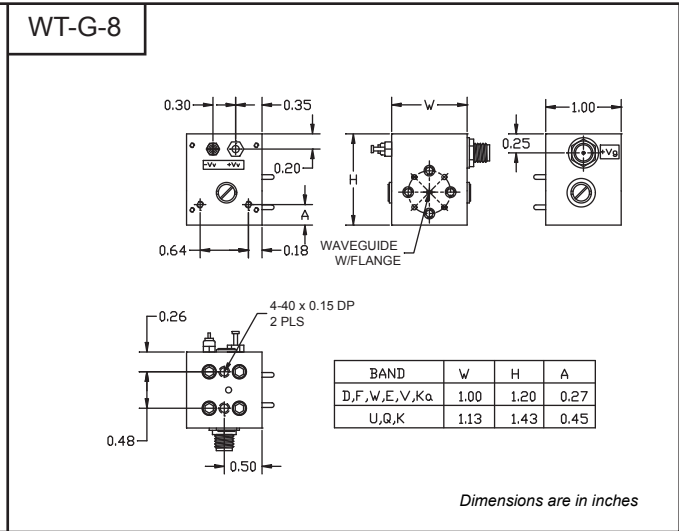
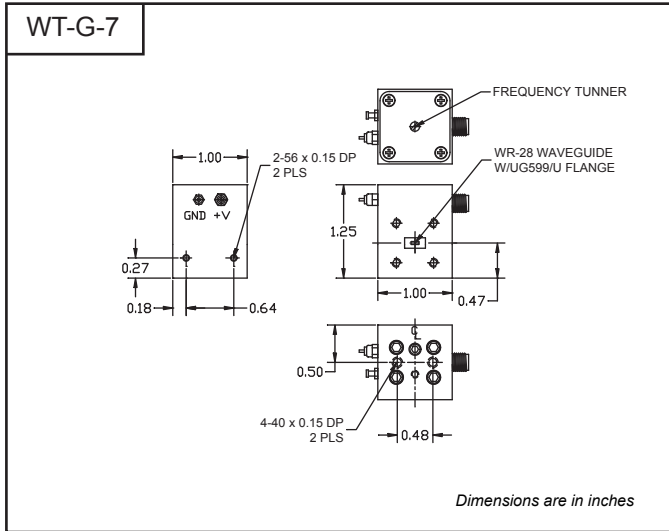
Specify Model Number



Example: To order a center frequency 60 GHz mechanically tuned Gunn oscillator with WR-15 waveguide interface, 4 GHz tuning bandwidth 17 dBm output power, specify OGM-15600417-XX.



The flange pattern shown is for illustration purpose. Refer to Technical Reference Section for flange pattern details. The outline drawings shown are standard versions. Contact factory for your specific package requirements.



The flange pattern shown is for illustration purpose. Refer to Technical Reference Section for flange pattern details. The outline drawings shown are standard versions. Contact factory for your specific package requirements.